


2006-2007 STAGING FORM for FACULTY OR ENSEMBLE PERFORMANCE


STAGING INFORMATION


NAME: _____ **PERFORMANCE DATE & TIME:** _____


Use one box for each piece on your program. You may copy this form and use additional sheets if your performance exceeds 5 stage changes.


Please use the following symbols to help illustrate your set-ups:

PIANO 

 CHAIR 

 STAND 

 HARPSICHORD 

 BASS STOOL 

1st Selection/Set _____
 Timing of Piece: _____
 Number of Performers: _____
 Number of Stands: _____
 Number of Chairs: _____
 Page Turner Chair: yes no
 Piano Lid Position: Full ½ Stick Closed
Other: _____

2nd Selection/Set _____
 Timing of Piece: _____
 Number of Performers: _____
 Number of Stands: _____
 Number of Chairs: _____
 Page Turner Chair: yes no
 Piano Lid Position: Full ½ Stick Closed
Other: _____

3rd Selection/Set _____
 Timing of Piece: _____
 Number of Performers: _____
 Number of Stands: _____
 Number of Chairs: _____
 Page Turner Chair: yes no
 Piano Lid Position: Full ½ Stick Closed
Other: _____

4th Selection/Set _____
 Timing of Piece: _____
 Number of Performers: _____
 Number of Stands: _____
 Number of Chairs: _____
 Page Turner Chair: yes no
 Piano Lid Position: Full ½ Stick Closed
Other: _____

5th Selection/Set _____
 Timing of Piece: _____
 Number of Performers: _____
 Number of Stands: _____
 Number of Chairs: _____
 Page Turner Chair: yes no
 Piano Lid Position: Full ½ Stick Closed
Other: _____

<p> 1st Selection/Set _____ Timing of Piece: _____ Number of Performers: _____ Number of Stands: _____ Number of Chairs: _____ Page Turner Chair: yes no Piano Lid Position: Full ½ Stick Closed Other: _____ </p>	
<p> 2nd Selection/Set _____ Timing of Piece: _____ Number of Performers: _____ Number of Stands: _____ Number of Chairs: _____ Page Turner Chair: yes no Piano Lid Position: Full ½ Stick Closed Other: _____ </p>	
<p> 3rd Selection/Set _____ Timing of Piece: _____ Number of Performers: _____ Number of Stands: _____ Number of Chairs: _____ Page Turner Chair: yes no Piano Lid Position: Full ½ Stick Closed Other: _____ </p>	
<p> 4th Selection/Set _____ Timing of Piece: _____ Number of Performers: _____ Number of Stands: _____ Number of Chairs: _____ Page Turner Chair: yes no Piano Lid Position: Full ½ Stick Closed Other: _____ </p>	
<p> 5th Selection/Set _____ Timing of Piece: _____ Number of Performers: _____ Number of Stands: _____ Number of Chairs: _____ Page Turner Chair: yes no Piano Lid Position: Full ½ Stick Closed Other: _____ </p>	